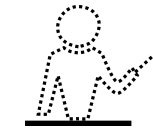




In Class (Instructor)

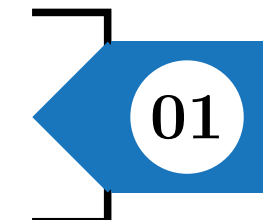


In Class (Students)

Begin Here.


Instructor assigns students to groups of 2-3. Each group is given a list of seven situations related to forces.

Students leave the classroom to find examples fitting the description for each item in the scavenger hunt, taking a photo or short video of each.

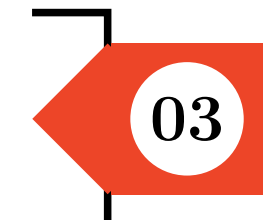


Students bring their photos and videos to the instructor, who verifies whether or not it qualifies as an example (then initials their paper if it does).

Students draw a free body diagram for each photo or video they have taken, labeling the forces.



Students can return to the instructor for feedback on their free body diagrams, revising their work repeatedly until the end of class.



	Work in Groups
	Research
	Problem Solving
	Instructor Evaluation
Bloom's Taxonomy	
★☆☆☆☆	Remember
★★☆☆☆	Understand
★★★☆☆	Apply
★★★★☆	Analyze
★★★★★	Evaluate
★★★★★	Create